

FMC-420RW Single Action Call Points LSN improved

www.boschsecurity.com



BOSCH
Invented for life

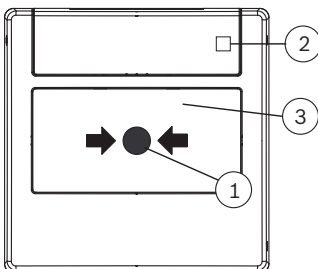


- ▶ Alarm triggering by pressing the black marking or breaking the glass pane
- ▶ Protection against injury through foil-labeled glass pane
- ▶ LED display for triggered alarm or inspection evaluation
- ▶ Individual call point identification
- ▶ Call point query routines with evaluation and multiple transmission

FMC-420RW Single Action Call Points are used for manual triggering and can be employed in both the Local SecurityNetwork (LSN) and the LSN improved version.

Functions

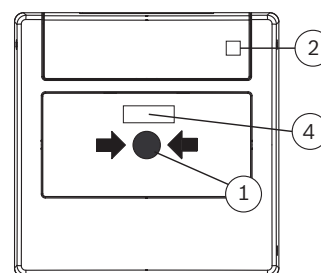
Single action call points with glass pane:



Pressing the black marking (1) breaks the glass pane (3), which triggers the alarm and causes the LED (2) to flash.

Single action call points can be reset with the test key and by replacing the glass pane (3). The LED display (2) goes dark.

Resettable single action call points:



Pressing the black marking (1) triggers the alarm. The alarm status is indicated by the changed window color (4) and the flashing LED (2).

Single action call points can be reset using the test key. The LED (2) goes dark.

Individual call point identification

Neither single action call points with glass pane nor resettable single action call points are reset on the fire panel.

Individual call point identification with display of the call point address on the fire panel ensures the quick location of the triggered call point.

Certifications and approvals

Region	Certification	
Germany	VdS	G 207087 FMC-420RW
	VdS	G210017 FMC-420-RW-HSGRD/-HSRRD
Europe	CE	FMC-420RW-GSGBU/-GSRBU/-GSGYE/-GSRYE
	CE	FMC-420RW-GSGRD/-GSRRD/-GFGRD/-GFRRD
	CE	FMC-420RW-HSGRD/-HSRRD
	CPD	0786-CPD-20333 FMC-420RW
	CPD	0786-CPD-20942 FMC-420RW-HSGRD
	CPD	0786-CPD-20943 FMC-420RW-HSRRD
Ukraine	MOE	UA1.016.0091994-09 FMC-420RW

Installation/configuration notes

- Manual call points must be mounted visibly along escape and rescue routes (e.g. exits, passageways, stairwells) and be easily accessible.
- An installation height of 1400 mm ±200 mm (55 in. ±8 in.), measured from the middle of the manual call point to the floor, must be maintained.
- Manual call points must be sufficiently lit with daylight or another light source (including emergency lighting if present).
- The maximum number of LSN elements that can be connected depends on their current consumption from the LSN data line. The limit values should be taken from the product information supplied with the fire panel used.
- Standards, guidelines and planning recommendations regarding the installation location etc. should also be taken into consideration.
- The regulations of the local fire services must be observed.

Parts included

Quantity	Components
1	FMC-420RW-GSGRD Manual Call Point with Glass Pane, Surface-mounted, Red
1	FMC-420RW-GSRRD Manual Call Point Resettable, Surface-mounted, Red
1	FMC-420RW-GFGRD Manual Call Point with Glass Pane, Flush-mounted, Red
1	FMC-420RW-GFRRD Manual Call Point Resettable, Flush-mounted, Red
1	FMC-420RW-GSGYE Manual Call Point with Glass Pane, Surface-mounted, Yellow
1	FMC-420RW-GSRYE Manual Call Point Resettable, Surface-mounted, Yellow

- 1 FMC-420RW-GSGBU Manual Call Point with Glass Pane, Surface-mounted, Blue
- 1 FMC-420RW-GSRBU Manual Call Point Resettable, Surface-mounted, Blue
- 1 FMC-420RW-HSGRD Manual Call Point for Outdoor Use, with Glass Pane, Surface-mounted, Red/White
- 1 FMC-420RW-HSRRD Manual Call Point for Outdoor Use, Resettable, Surface-mounted, Red/White



Notice

The FMC-KEY-RW Test Key is not included in the delivery and must be ordered separately. For the flush-mounted variants, the bezel has to be ordered separately.

Technical specifications

Electrical

Operating voltage	15 VDC to 33 VDC
Current consumption	0.4 mA

Mechanical components

Dimensions (H x W x D)	
• FMC-420RW-GFGRD, FMC-420RW-GFRRD	107 mm x 107 mm x 38.5 mm (4.2 in. X 4.2 in. X 1.5 in.)
• FMC-420RW-GSGRD, FMC-420RW-GSGBU, FMC-420RW-GSGYE	87 mm x 87 mm x 56 mm (3.4 in. X 3.4 in. X 2.2 in.)
• FMC-420RW-GSRRD, FMC-420RW-GSRBU, FMC-420RW-GSRYE	87 mm x 87 mm x 56 mm (3.4 in. X 3.4 in. X 2.2 in.)
• FMC-420RW-HSGRD, FMC-420RW-HSRRD	108 mm x 108 mm x 66 mm (4.25 in. X 4.25 in. X 2.6 in.)
Housing material	Plastic, ASA
Colors	
• Red	RAL 3001
• Blue	RAL 5005
• Yellow	RAL 1003
• Red/white	RAL 3001 / RAL 9003

Environmental conditions

Protection category according to EN 60529	IP 54
Protection category according to EN 60529 for FMC-420RW-HSGRD FMC-420RW-HSRRD	IP 67

Permissible operating temperature	-25 °C to +70 °C
-----------------------------------	------------------

Permissible rel. humidity	< 96 %
---------------------------	--------

Ordering information

FMC-420RW-GSGRD Manual Call Point with Glass Pane, Red

analog addressable manual call point with glass pane for indoor use, direct alarm triggering (type A), surface-mounted, red

Order number **FMC-420RW-GSGRD**

FMC-420RW-GSRRD Manual Call Point Resettable, Red

resettable analog addressable manual call point for indoor use, direct alarm triggering (type A), surface-mounted, red

Order number **FMC-420RW-GSRRD**

FMC-420RW-GFGRD Manual Call Point with Glass Pane, Flush-mounted, Red

analog addressable manual call point with glass pane for indoor use, direct alarm triggering (type A), flush-mounted, red

Order number **FMC-420RW-GFGRD**

FMC-420RW-GFRRD Manual Call Point Resettable, Flush-mounted, Red

resettable analog addressable manual call point for indoor use, direct alarm triggering (type A), flush-mounted, red

Order number **FMC-420RW-GFRRD**

FMC-420RW-GSGYE Manual Call Point with Glass Pane, Yellow

analog addressable manual call point with glass pane for indoor use, direct alarm triggering (type A), surface-mounted, yellow

Order number **FMC-420RW-GSGYE**

FMC-420RW-GSRYE Manual Call Point Resettable, Yellow

resettable analog addressable manual call point for indoor use, direct alarm triggering (type A), surface-mounted, yellow

Order number **FMC-420RW-GSRYE**

FMC-420RW-GSGBU Manual Call Point with Glass Pane, Blue

analog addressable manual call point with glass pane for indoor use, direct alarm triggering (type A), surface-mounted, blue

Order number **FMC-420RW-GSGBU**

FMC-420RW-GSRBU Manual Call Point Resettable, Blue

resettable analog addressable manual call point for indoor use, direct alarm triggering (type A), surface-mounted, blue

Order number **FMC-420RW-GSRBU**

FMC-420RW-HSGRD Manual Call Point with Glass Pane, Red/White, Outdoor

analog addressable manual call point with glass pane for outdoor use, direct alarm triggering (type A), surface-mounted, red/ white

Order number **FMC-420RW-HSGRD**

FMC-420RW-HSRRD Manual Call Point Resettable, Red/White, Outdoor

resettable analog addressable manual call point for outdoor use, direct alarm triggering (type A), surface-mounted, red/ white

Order number **FMC-420RW-HSRRD**

Accessories

FMC-BEZEL-RD Bezel for MCP RW, red

Frame for the flush-mounted variant of the RW call points.

1 unit = 4 bezels

Order number **FMC-BEZEL-RD**

FMC-BEZEL-WH Bezel for MCP RW, white

Frame for the flush-mounted variant of the RW call points.

1 unit = 4 bezels

Order number **FMC-BEZEL-WH**

FMC-SEAL-RW

Seal for clear hinged flap

1 unit = 100 seals

Order number **FMC-SEAL-RW**

FMC-SPACER-RWRD Spacer, Red

For the flush-mounted variant of the RW call points. Its use increases the storage room for the cables.

1 unit = 5 spacers

Order number **FMC-SPACER-RWRD**

FMC-SPGL-RW Spare Glasses

Spare glasses for all RW call points.

1 unit = 5 spare glasses

Order number **FMC-SPGL-RW**

FMC-SIGN-RW Out of Order Sign

Used instead of the glass pane when a call point is not ready for use.

1 unit = 5 signs

Order number **FMC-SIGN-RW**

FMC-KEY-RW Test Key

The key can open, check, and reset manual call points.

1 unit = 1 key

Order number **FMC-KEY-RW**





FMC-FLAP-RW Clear Hinged Flap





To protect against accidental triggering; with seal.



1 unit = 5 flaps

Order number **FMC-FLAP-RW**

FMC-420RW Single Action Call Points LSN improved version

	FMC-420RW-GSGRD Manual Call Point with Glass Pane, Red	FMC-420RW-GSRRD Manual Call Point Resettable, Red	FMC-420RW-GFGRD Manual Call Point with Glass Pane, Flush- mounted, Red	FMC-420RW-GFRRD Manual Call Point Resettable, Flush- mounted, Red
				
Design	with glass pane	resettable	with glass pane	resettable
Range of use	indoor	indoor	indoor	indoor
Mounting	surface-mounted	surface-mounted	flush-mounted	flush-mounted
Operating voltage	15 V DC to 33 V DC	15 V DC to 33 V DC	15 V DC to 33 V DC	15 V DC to 33 V DC
Current consumption	0.4 mA	0.4 mA	0.4 mA	0.4 mA
Protection category	IP 54	IP 54	IP 54	IP 54
Permissible operating temperature	-25°C to +70°C	-25°C to +70°C	-25°C to +70°C	-25°C to +70°C
Color	red, RAL 3001	red, RAL 3001	red, RAL 3001	red, RAL 3001

	FMC-420RW-GSGYE Manual Call Point with Glass Pane, Yellow	FMC-420RW-GSRYE Manual Call Point Resettable, Yellow	FMC-420RW-GSGBU Manual Call Point with Glass Pane, Blue	FMC-420RW-GSRBU Manual Call Point Resettable, Blue
				
Design	with glass pane	resettable	with glass pane	resettable
Range of use	indoor	indoor	indoor	indoor
Mounting	surface-mounted	surface-mounted	surface-mounted	surface-mounted
Operating voltage	15 V DC to 33 V DC	15 V DC to 33 V DC	15 V DC to 33 V DC	15 V DC to 33 V DC
Current consumption	0.4 mA	0.4 mA	0.4 mA	0.4 mA
Protection category	IP 54	IP 54	IP 54	IP 54
Permissible operating temperature	-25°C to +70°C	-25°C to +70°C	-25°C to +70°C	-25°C to +70°C
Color	yellow, RAL 1003	yellow, RAL 1003	blue, RAL 5005	blue, RAL 5005

	FMC-420RW-HSGRD Manual Call Point with Glass Pane, Red/White, Outdoor	FMC-420RW-HSRRD Manual Call Point Resettable, Red/White, Outdoor
		
Design	with glass pane	resettable

	FMC-420RW-HSGRD Manual Call Point with Glass Pane, Red/White, Outdoor	FMC-420RW-HSRRD Manual Call Point Resettable, Red/White, Outdoor
Range of use	outdoor	outdoor
Mounting	surface-mounted	surface-mounted
Operating voltage	15 V DC to 33 V DC	15 V DC to 33 V DC
Current consumption	0.4 mA	0.4 mA
Protection category	IP 67	IP 67
Permissible operating temperature	-25°C to +70°C	-25°C to +70°C
Color	red/white, RAL 3001/9003	red/white, RAL 3001/9003

Represented by:**North America:**

Bosch Security Systems, Inc.
130 Perinton Parkway
Fairport, New York, 14450, USA
Phone: +1 800 289 0096
Fax: +1 585 223 9180
security.sales@us.bosch.com
www.boschsecurity.us

Europe, Middle East, Africa:

Bosch Security Systems B.V.
P.O. Box 80002
5617 BA Eindhoven, The Netherlands
Phone: + 31 40 2577 284
Fax: +31 40 2577 330
emea.securitysystems@bosch.com
www.boschsecurity.com

Asia-Pacific:

Robert Bosch (SEA) Pte Ltd, Security Systems
11 Bishan Street 21
Singapore 573943
Phone: +65 6571 2808
Fax: +65 6571 2699
apr.securitysystems@bosch.com
www.boschsecurity.asia

China:

Bosch (Shanghai) Security Systems Ltd.
203 Building, No. 333 Fuquan Road
North IBP
Changning District, Shanghai
200335 China
Phone +86 21 22181111
Fax: +86 21 22182398
www.boschsecurity.com.cn

Latin America and Caribbean:

Robert Bosch Ltda Security Systems Division
Via Anhanguera, Km 98
CEP 13065-900
Campinas, Sao Paulo, Brazil
Phone: +55 19 2103 2860
Fax: +55 19 2103 2862
latam.boschsecurity@bosch.com
www.boschsecurity.com